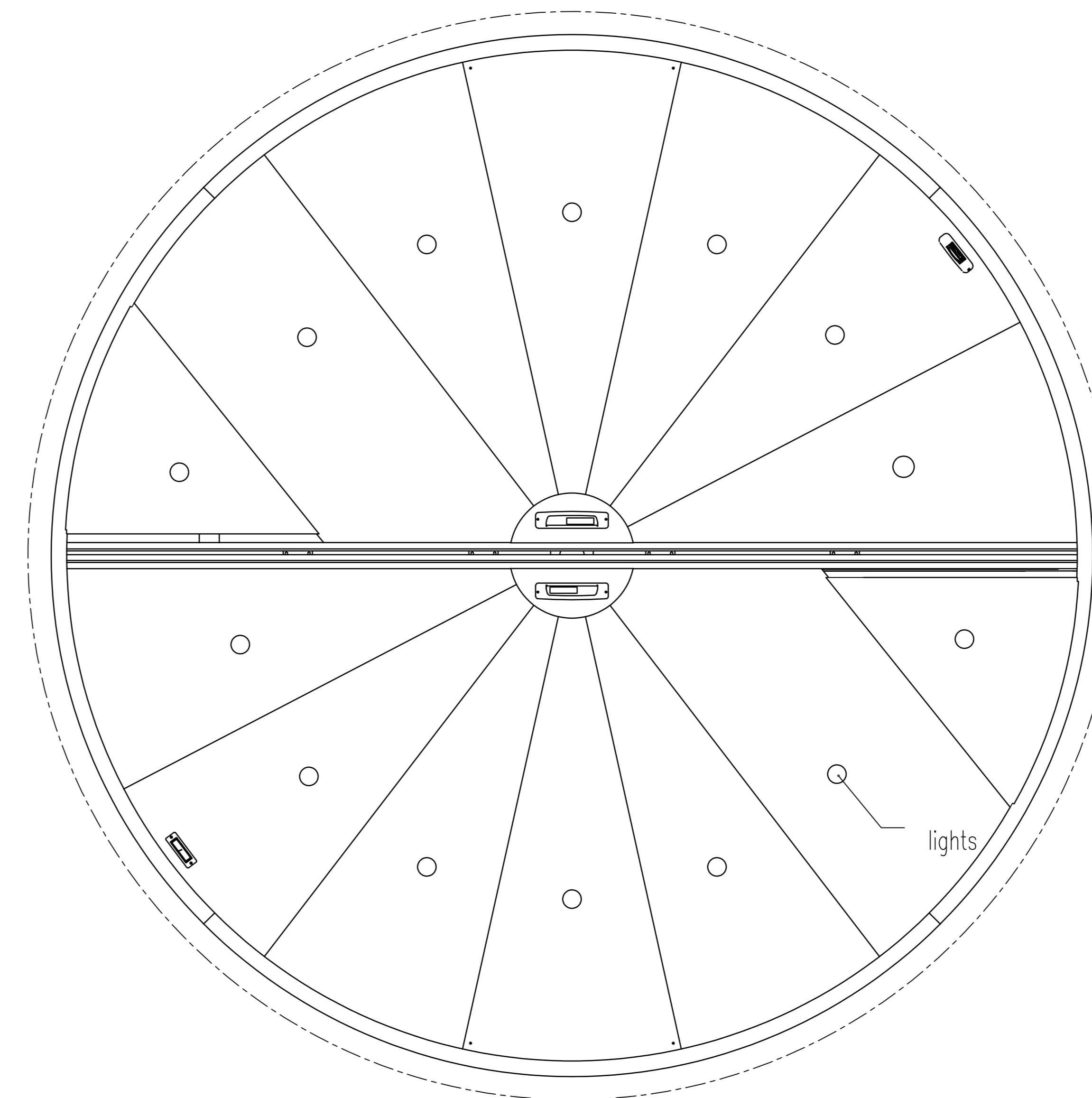
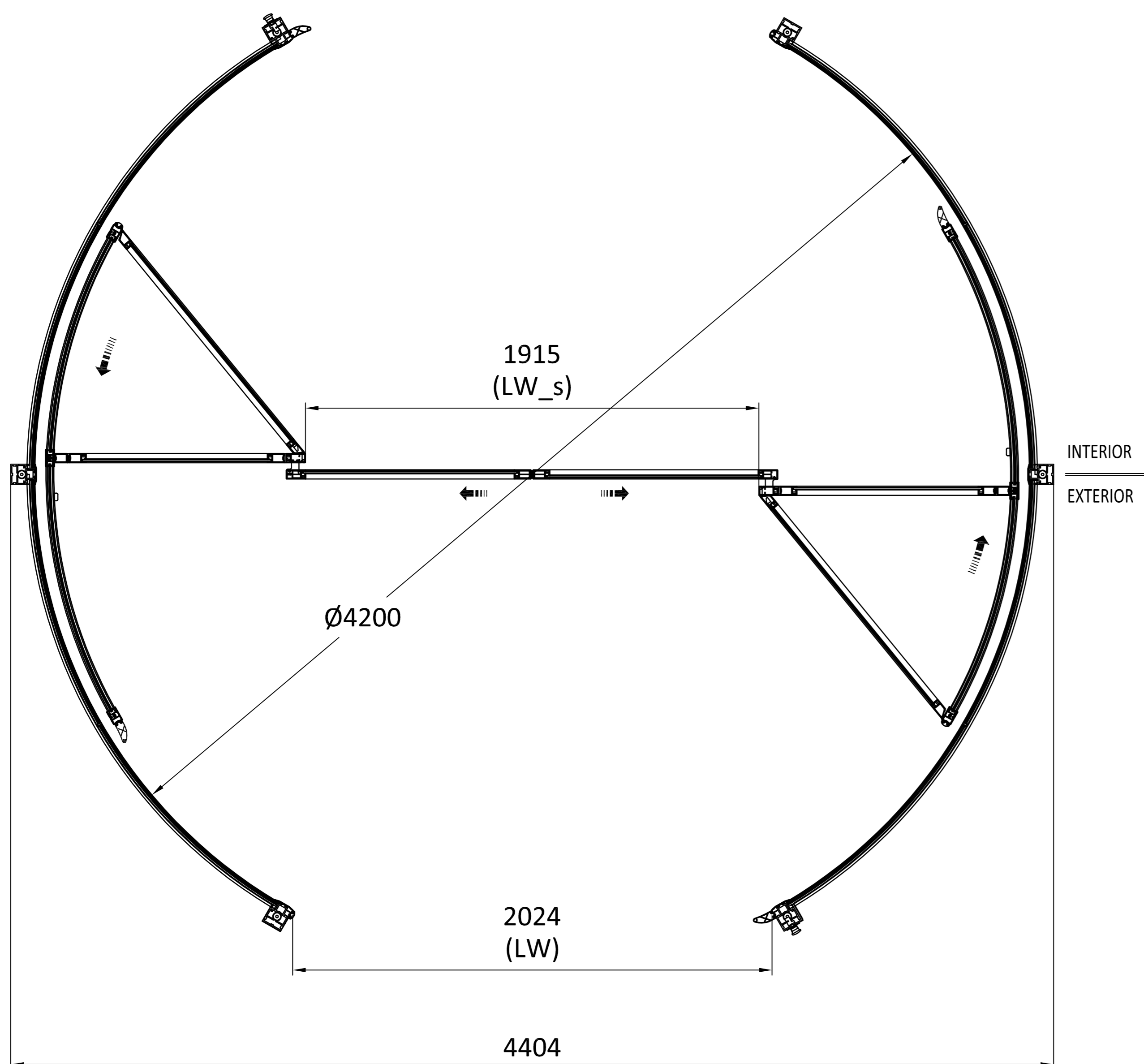


D - Internal Diameter
 LH - Passage Height
 CH - Canopy Height
 LW - Passage Width-Revolving door
 LW_S - Passage Width-Sliding door
 B1 - External Diameter Drum wall
 B2 - External Diameter Canopy



Top view of ceiling

Contract Number

APPROVAL SIGNATURE

Safety Kits

- Standard Safety Kits, Recessed mounted
- PLUS Safety Kits, Recessed Comply with DIN 18650 / EN 16005

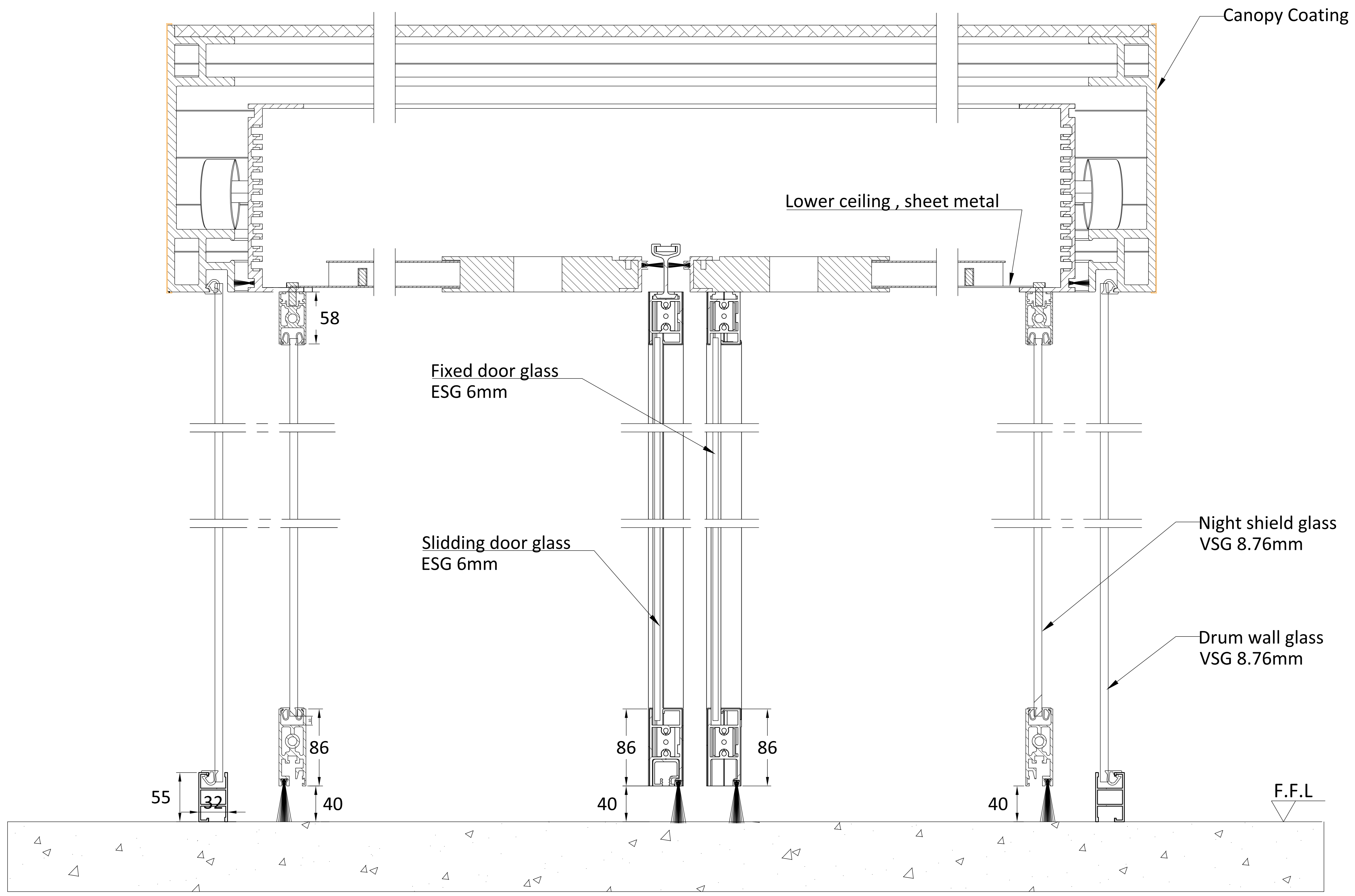
* The sensors qty and layout maybe different from the view for different diameter, please ask for details if need to be shown in your Architect Drawing.

Tolerance reference to DIN7168 T1-g (±5mm)

dormakaba		dormakaba China Ltd. No. 101 Tongsheng Road, Suzhou Industrial park, Jiangsu 215126, China
Door type	KTC-2(III) with showcase	Page 1
Project	project name	Of 3
Use this drawing together with SPECIFICATION LIST.		

12 11 10 9 8 7 6 5 4 3 2 1

H
G
F
E
D
C
B
A



Canopy Coating

Lower ceiling , sheet metal

Fixed door glass
ESG 6mm

Slidding door glass
ESG 6mm

Night shield glass
VSG 8.76mm

Drum wall glass
VSG 8.76mm

Contract Number

APPROVAL SIGNATURE

Tolerance reference to DIN7168 T1-g (±5mm)

dormakaba		dormakaba China Ltd. No. 101 Tongsheng Road, Suzhou Industrial park, Jiangsu 215126, China
Door type	KTC-2(III) with showcase	Page 2
Project	project name	Of 3
Use this drawing together with SPECIFICATION LIST.		

12 11 10 9 8 7 6 5 4 3 2 1

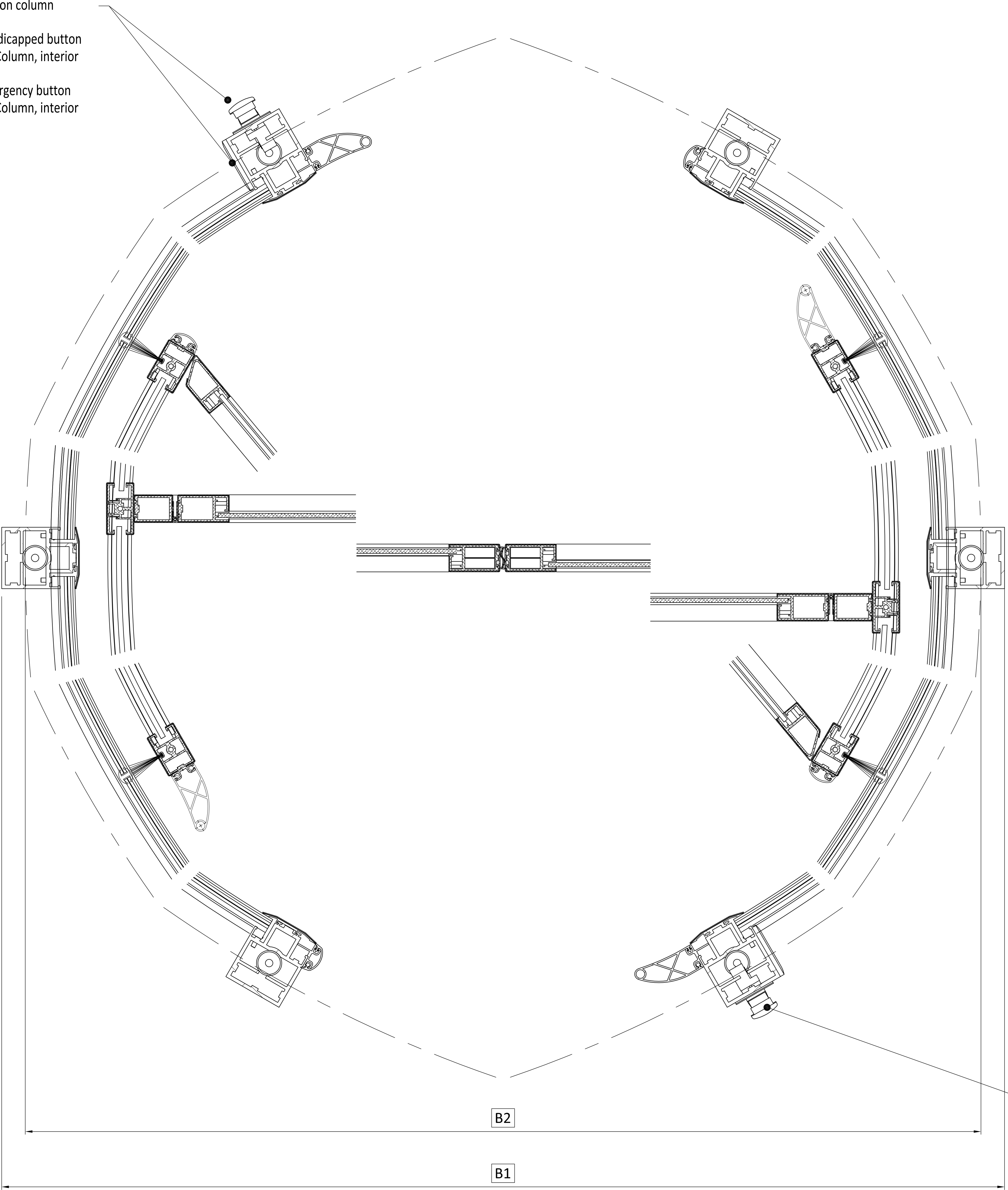
12 11 10 9 8 7 6 5 4 3 2 1

PGS on column
Handicapped button
On Column, interior
Emergency button
On Column, interior

E - Side panel width
B1 - External Diameter Drumwall
B2 - External Diameter Canopy

Contract Number

APPROVAL SIGNATURE

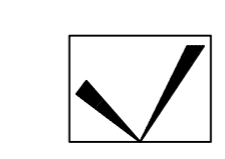


B2

B1

Handicapped button
On Column, exterior

Emergency button
On Column, exterior



dormakaba		Approval Drawing For Customer and Architects	
Door type	KTC-2(III) with showcase	Page	3
Project	project name	Of	3
Use this drawing together with SPECIFICATION LIST.			

12 11 10 9 8 7 6 5 4 3 2 1